



# Briefing Note

## Document Title

**To:** Clare Mahoney AD Education

**Date:** 22/06/2020

**From:** Michelle Henley Lead for SEN

**Ref:** SEND Resource and support panel briefing for Schools forum

---

### **1.0 Purpose – High needs funding and resource allocation for children and young people in Redcar and Cleveland by the SEND team Resource and Support Panel for Schools Forum.**

#### **Overview**

Resource and Support panel was established in September 2019. The first meeting was held 17 September 2019. Meetings are quorate and well attended by a large number of professionals with a wealth of knowledge and experience across all aspects of education, inclusion, SEND, exclusion and health.

To date 11 scheduled Resource and Support panel meetings have taken place, with 1 additional unscheduled meeting in January 2020 due to the significant number of cases on the December panel. During the COVID crisis these panels have continued to be held virtually via Microsoft teams, this has proved to be successful and will continue in this way post COVID.

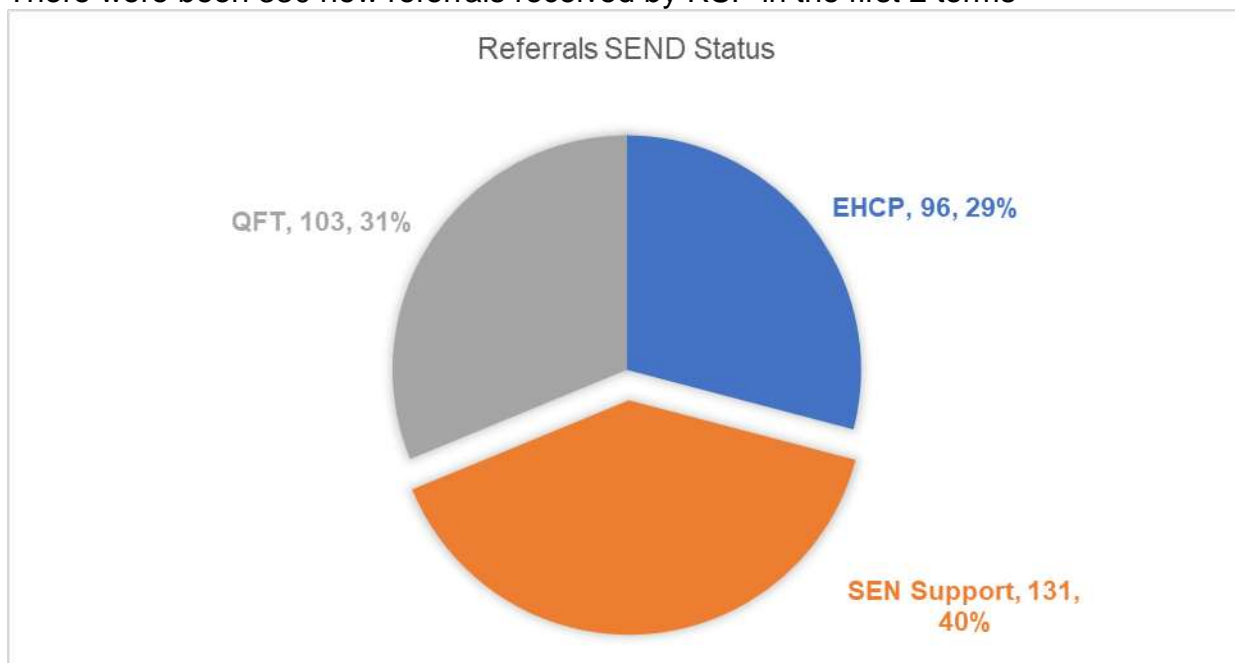
Resource and Support panel have so far discussed a total of 544 cases. This includes both new referrals and cases which have returned to panel for further discussion on more than on occasion.

There have so far been 330 new referrals discussed at Resource and Support panel (RSP). These have been received and discussed between 01/09/2019 and 16/06/2020. This briefing will interrogate the types of referrals which have been received, where the referrals are from, the SEND status of the referral, primary needs of the children and young people (CYPs) referred along with the service allocated.

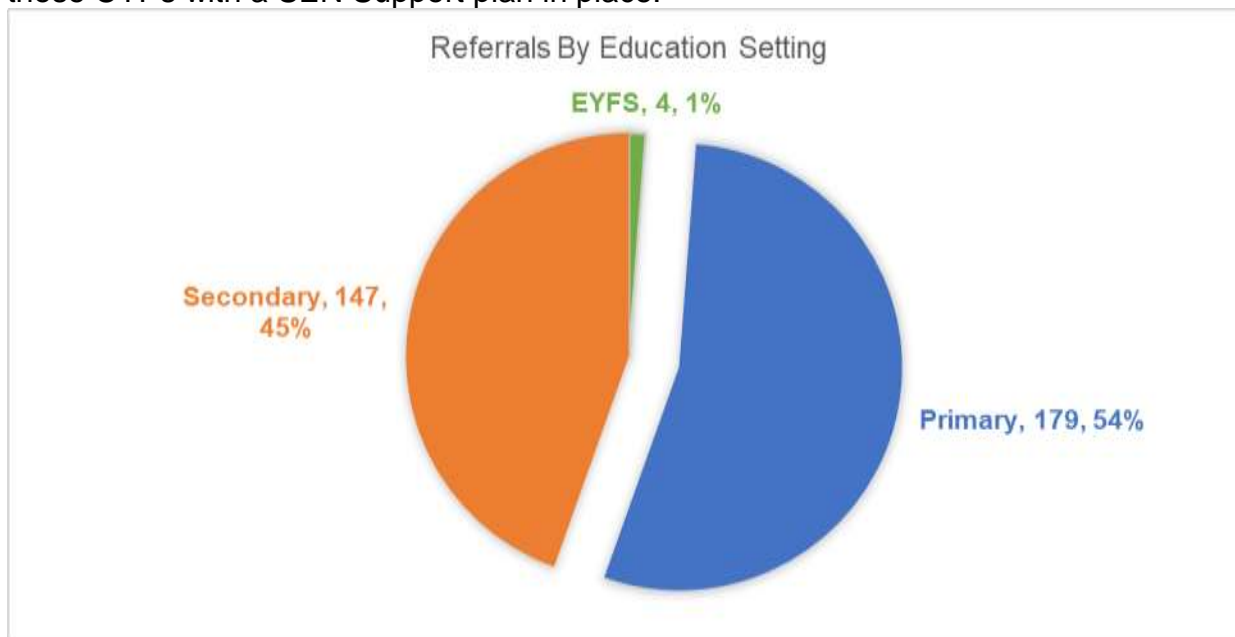
## GOVERNMENT PROTECTIVE MARKING SCHEME

### New Referrals

There were been 330 new referrals received by RSP in the first 2 terms

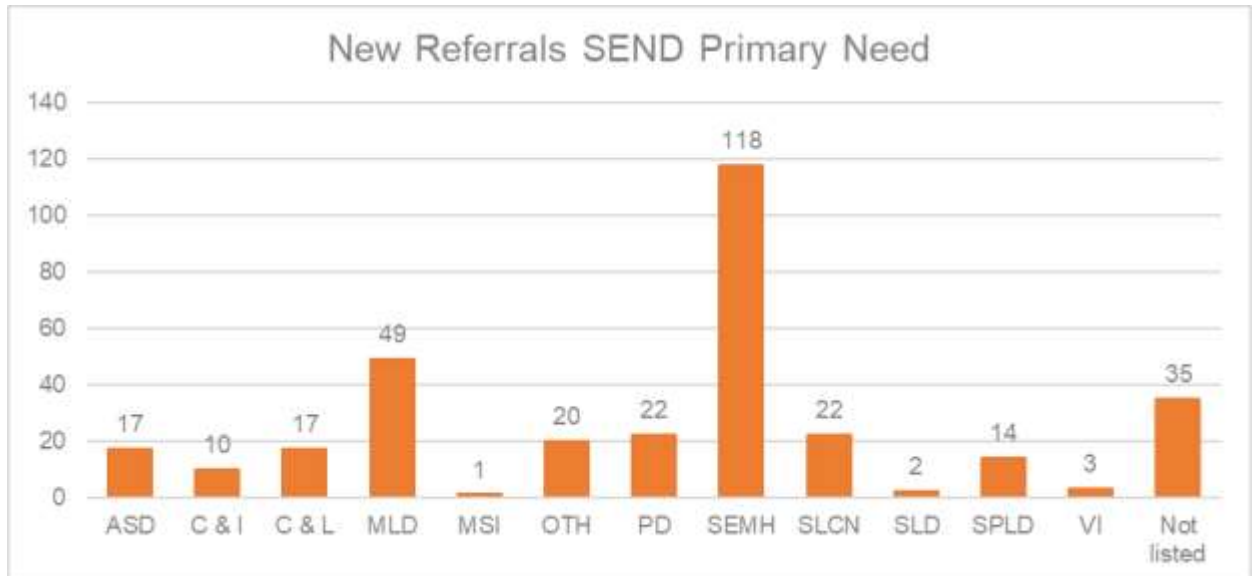


The above chart shows the SEND Status of the children and young people who have been referred into RSP. The chart clearly shows the largest number of referrals is from those CYPs with a SEN Support plan in place.



The chart above shows the education setting the CYPs are placed within when the referral was received. The chart clearly indicates the largest number of referrals has been received from primary school settings.

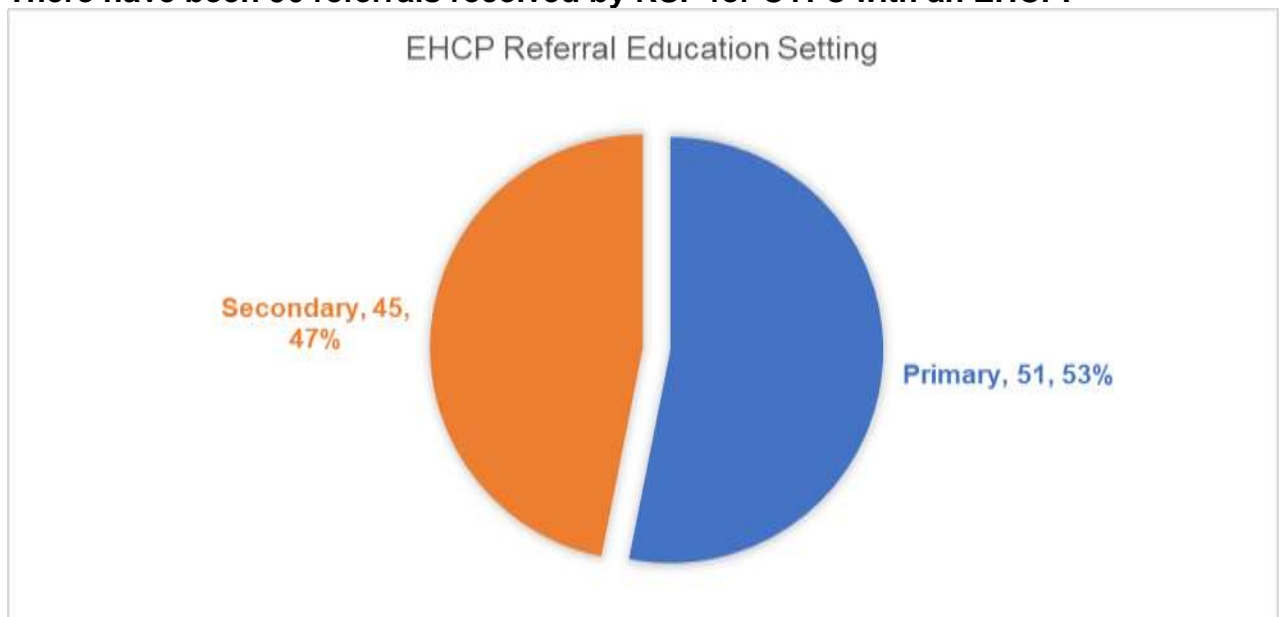
## GOVERNMENT PROTECTIVE MARKING SCHEME



The chart above shows the SEND Primary need of the CYPS at the time of referral as indicated by settings. The largest number of referrals received has been for those people with a SEMH as their primary need.

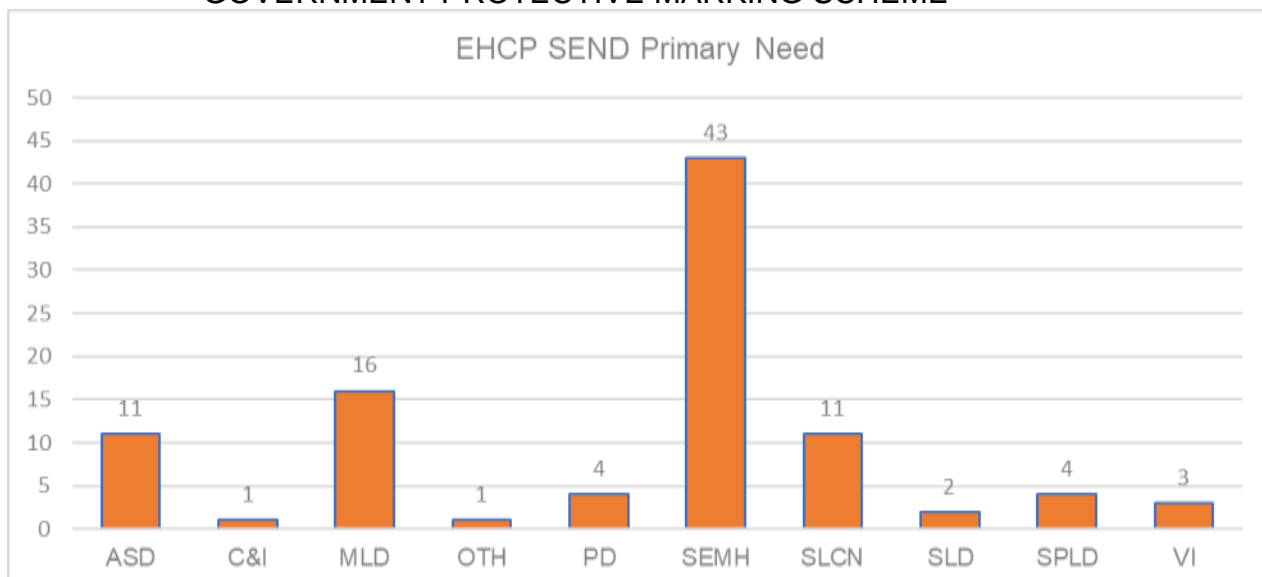
### New referrals with an EHCP

There have been 96 referrals received by RSP for CYPs with an EHCP.



The above chart shows of the new referrals received for those CYPs with an Education health and care plan (EHCP) and their education setting at the time of referral. There have been slightly more referrals from primary settings than secondary settings however the differences in numbers is only slight and not a significant difference.

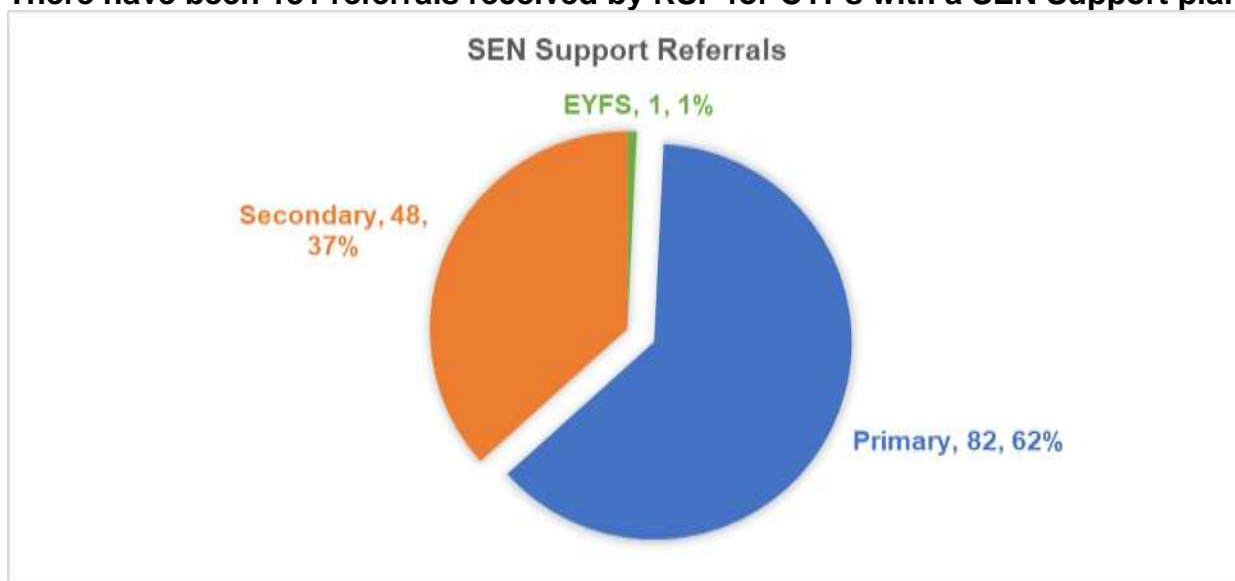
## GOVERNMENT PROTECTIVE MARKING SCHEME



The above chart shows the SEND primary need of those CYPs with an EHCP who RSP received an application for. The chart clearly shows the largest number of referrals is for those with SEMH as their SEND primary need.

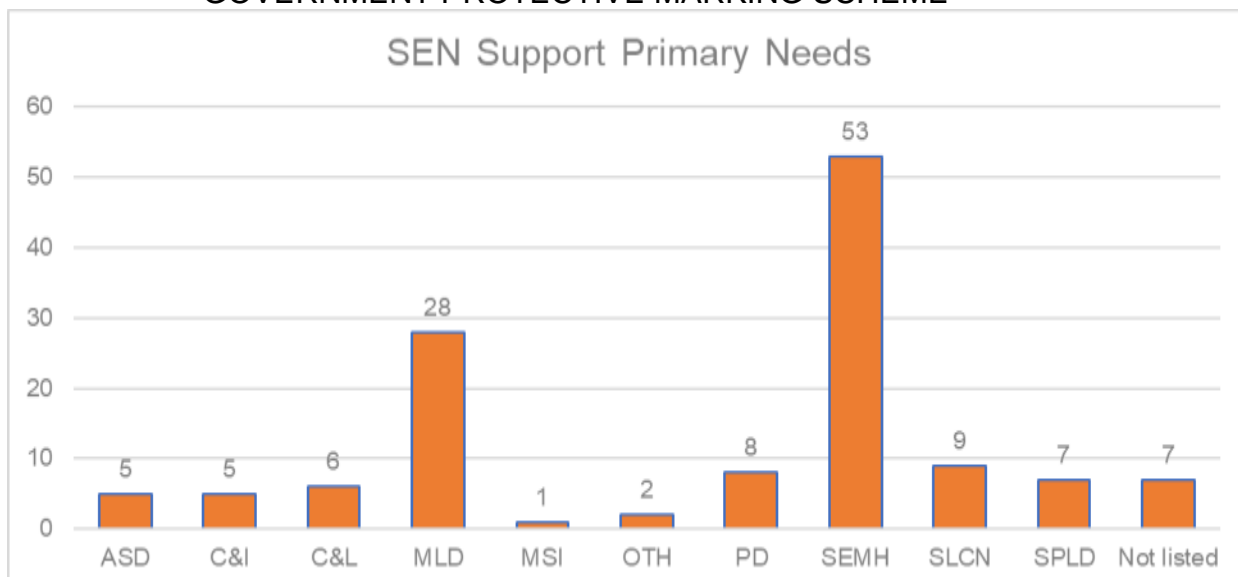
### SEN Support Referrals

There have been 131 referrals received by RSP for CYPs with a SEN Support plan.



The above chart shows of the new referrals received for those CYPs with a SEN Support plan in place and their education setting at the time of referral. There has been almost double the number of referrals from primary settings than secondary for those CYPs with a SEN Support plan.

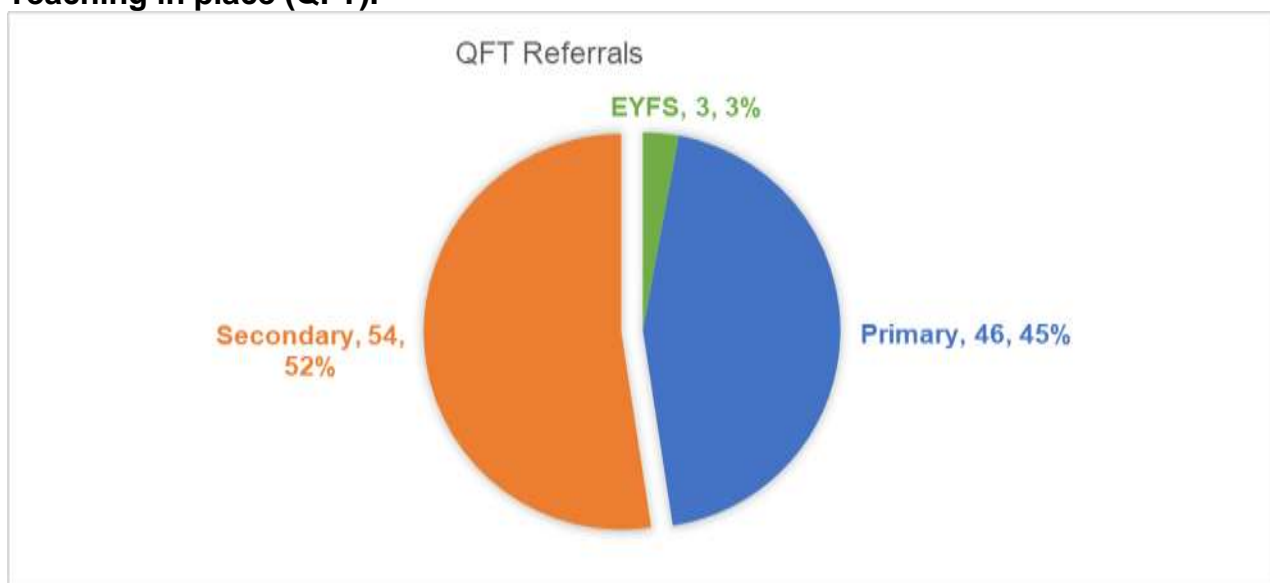
## GOVERNMENT PROTECTIVE MARKING SCHEME



The above chart shows the SEND primary need of those CYPs with a SEN Support plan in place who RSP received an application for. The chart clearly shows the largest number of referrals is for those with SEMH as their SEND primary need.

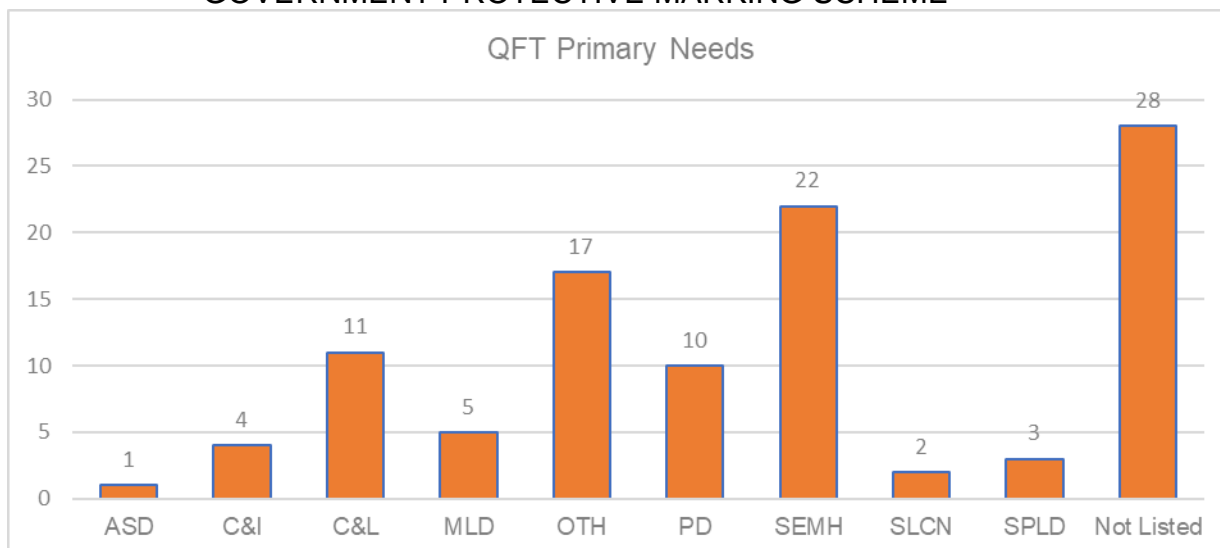
### Quality First Teaching Referrals

There have been 103 referrals received by RSP for CYPs who have Quality First Teaching in place (QFT).



The above chart shows of the new referrals received for those CYPs with just QFT within their education setting at the time of referral. There have been more referrals from those within secondary settings with access only to QFT, no SEN Support plan or EHCP in place.

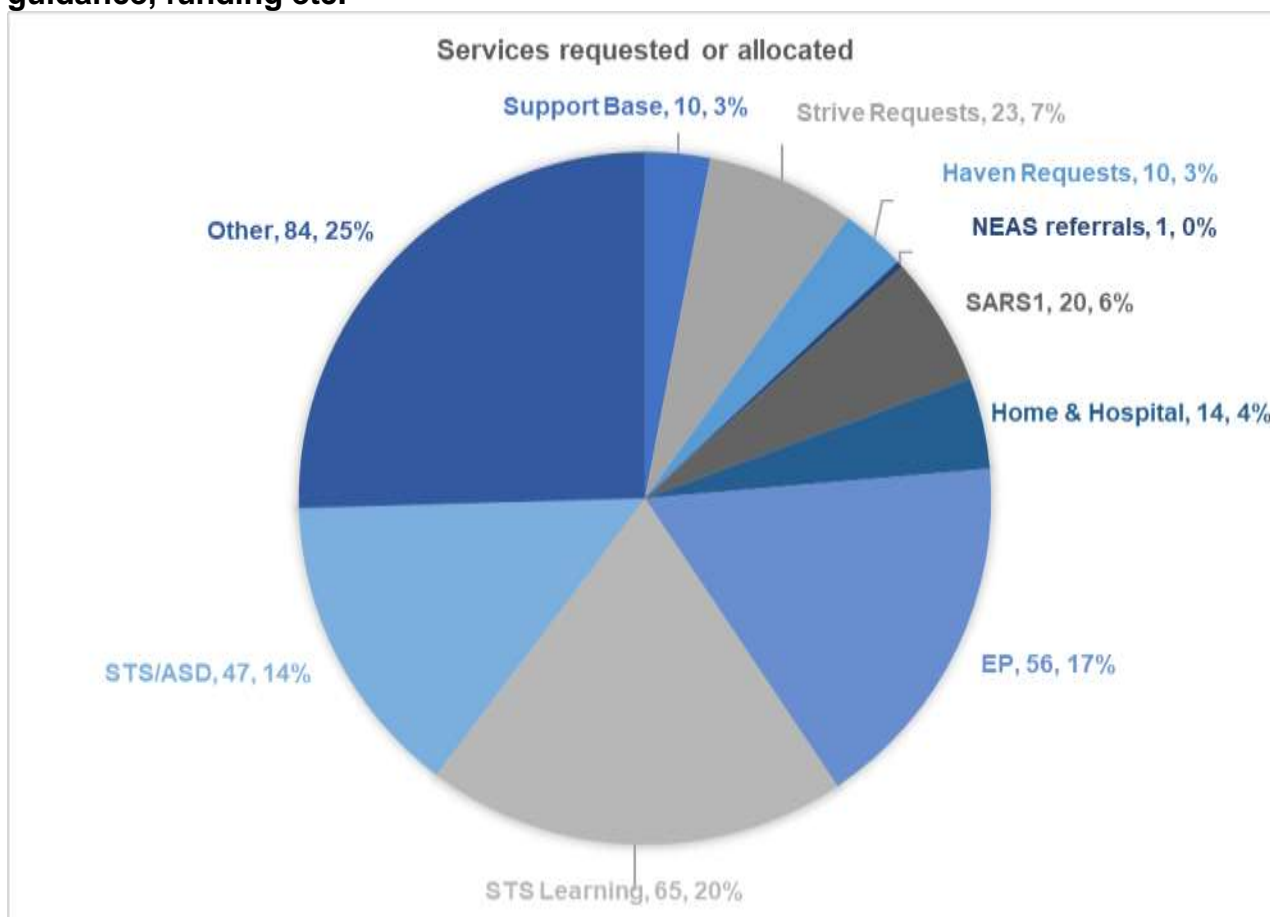
## GOVERNMENT PROTECTIVE MARKING SCHEME



The above chart shows the SEND primary need of those CYPs who access only QFT. The largest number of referrals did not have a SEND primary need listed. This may be either because this is not known or has not been identified. The second largest number of referrals have been for those who have been identified as having SEMH as their SEND primary need.

### Service Allocations

RSP have received lots of various requests for service to provide help, support, guidance, funding etc.

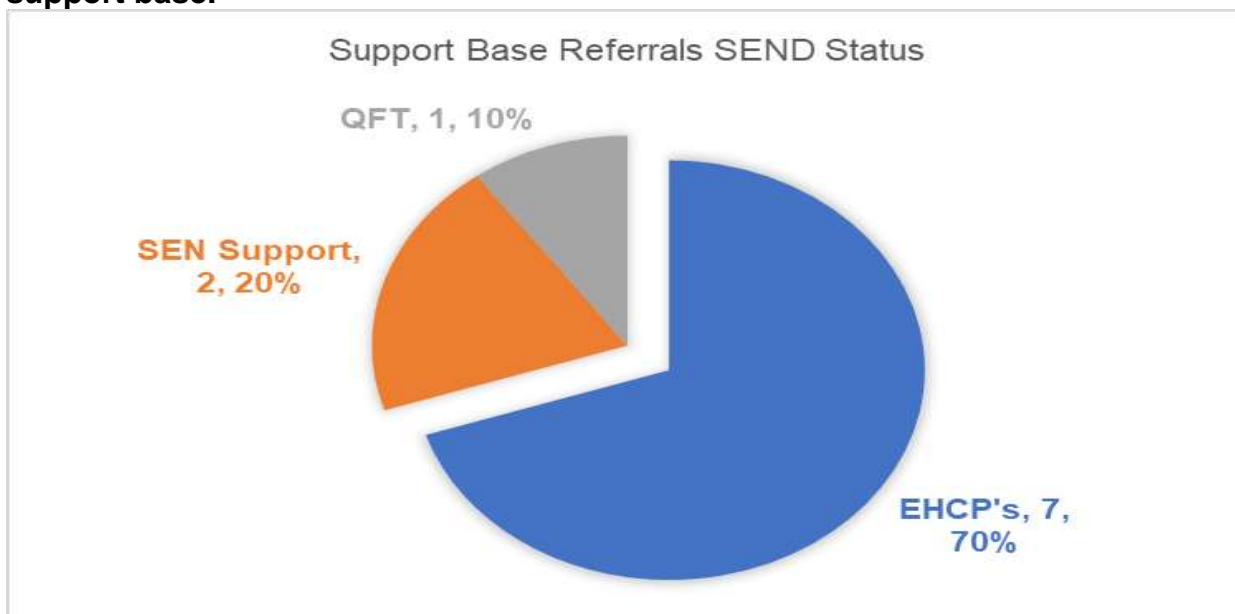


The above chart shows from the 330 new referrals, the service that was requested or RSP have allocated to provide initial investigations or support. We can look more closely at the service allocated to establish if there are any trends of patterns which immerge.

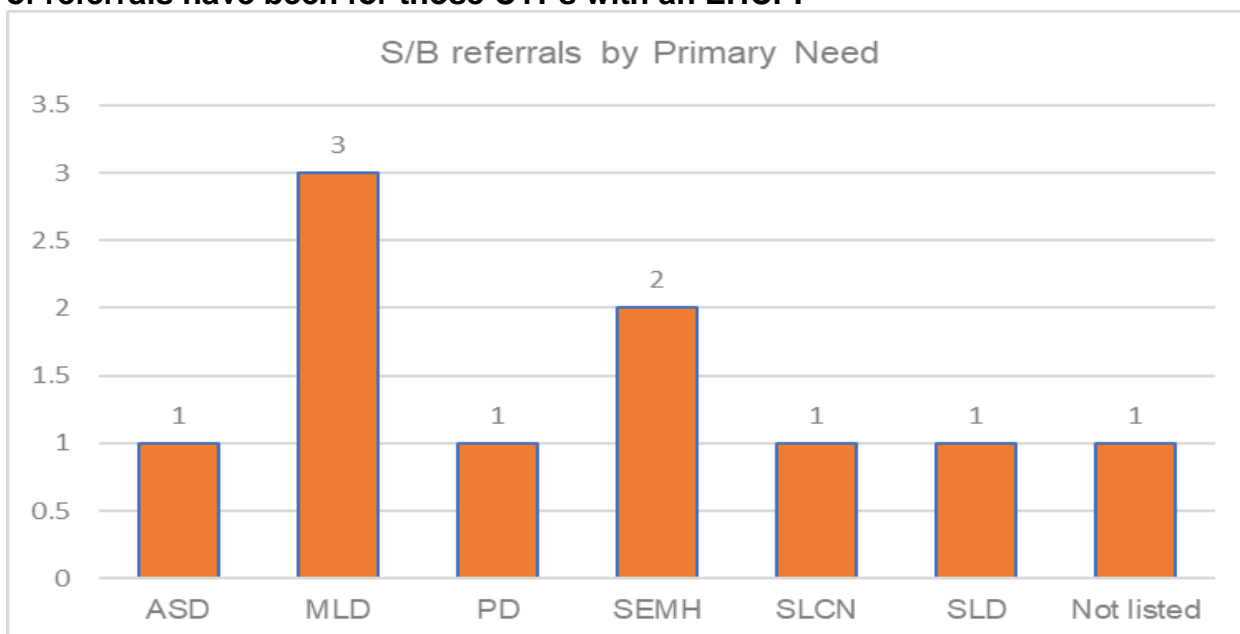
## GOVERNMENT PROTECTIVE MARKING SCHEME

### Support Base referrals

There have been 10 referrals received to RSP. These have all been from either early year's settings or primary settings as we do not currently have a secondary support base.



The above chart shows the SEND status of the CYPs who have been referred into RSP for a Support Base placement. The chart clearly shows that the largest number of referrals have been for those CYPs with an EHCP.

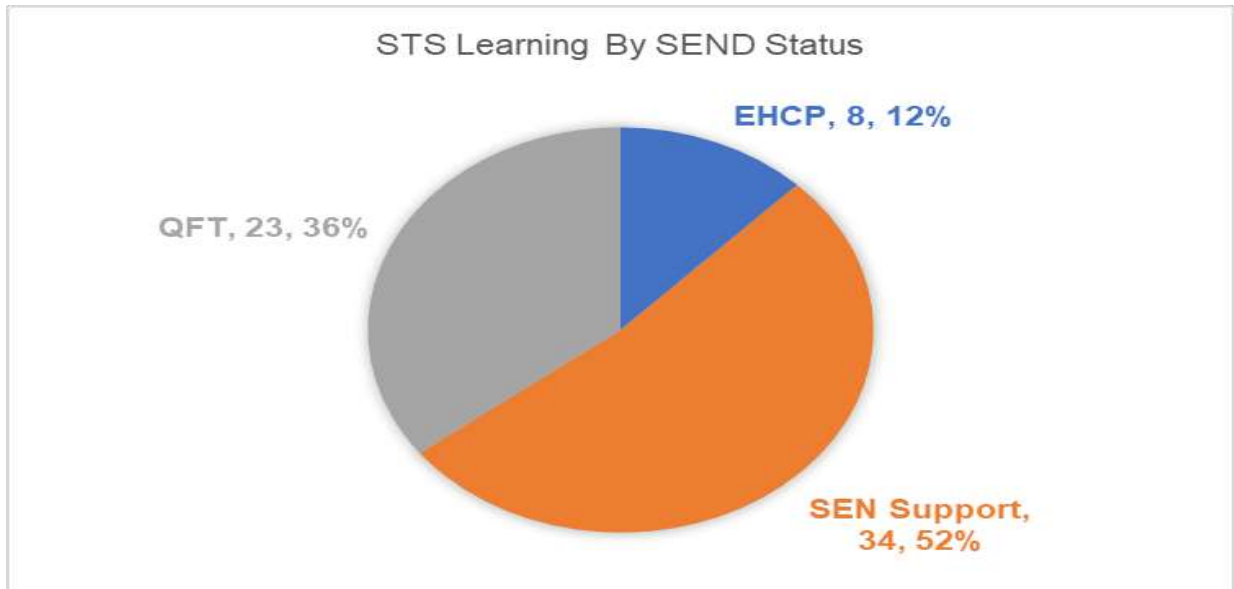


The chart above shows the SEND Primary need of the CYPS at the time of referral as indicated by settings. Due to the lower numbers of referrals received for this provision no clear pattern emerges.

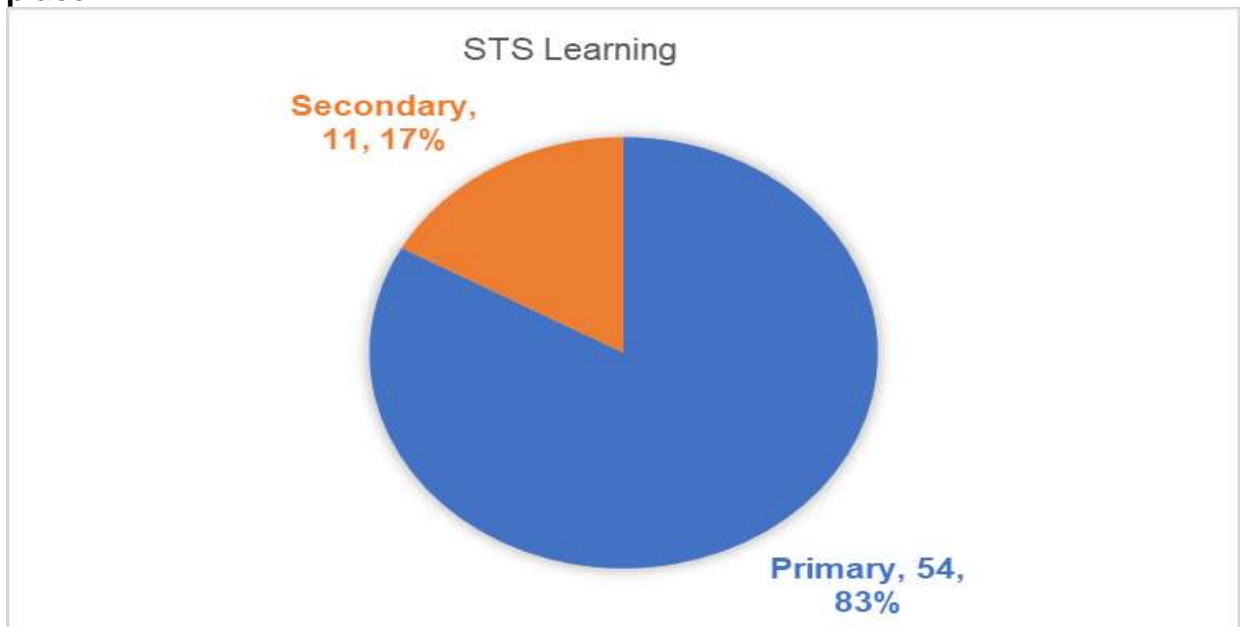
### Specialist Teaching Service Assessments – Learning Assessments

There have been new referrals allocated to the Specialist Teaching Service to complete literacy or numeracy assessments.

## GOVERNMENT PROTECTIVE MARKING SCHEME



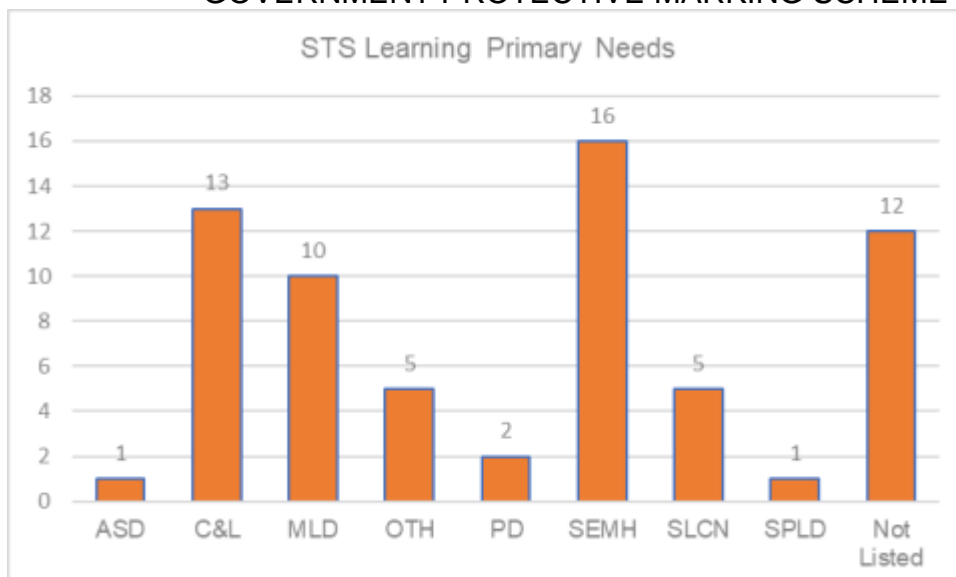
The above chart shows the SEND Status of the children and young people who have been allocated an STS Learning Assessment. The chart clearly shows the largest number of assessments allocated are for CYPs with a SEN Support plan in place.



The chart above shows the education setting the CYPS are placed within when the referral was received. The chart clearly indicates the largest number of referrals has been received from primary school settings, this is four times the number of referrals which have been received from secondary settings.



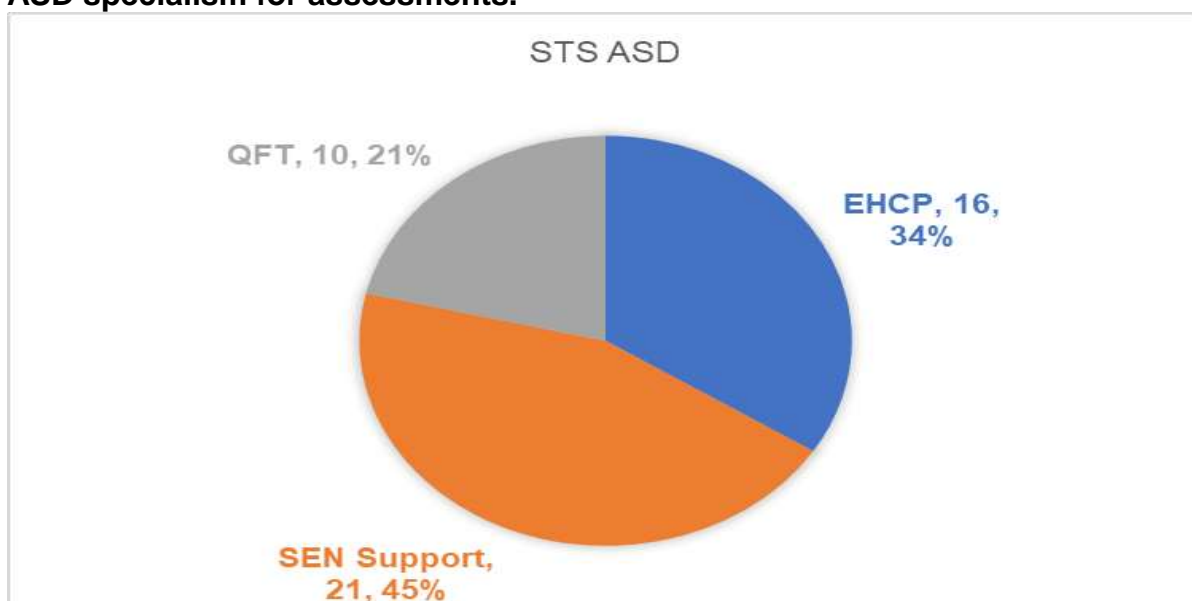
## GOVERNMENT PROTECTIVE MARKING SCHEME



The chart above shows the SEND Primary need of the CYPs at the time of referral as indicated by settings. The largest number of referrals received has been for those people with a SEMH as their primary need, with cognition and learning closely behind. Of those which do not have a SEND need listed, potentially a number of these may have cognition and learning difficulties.

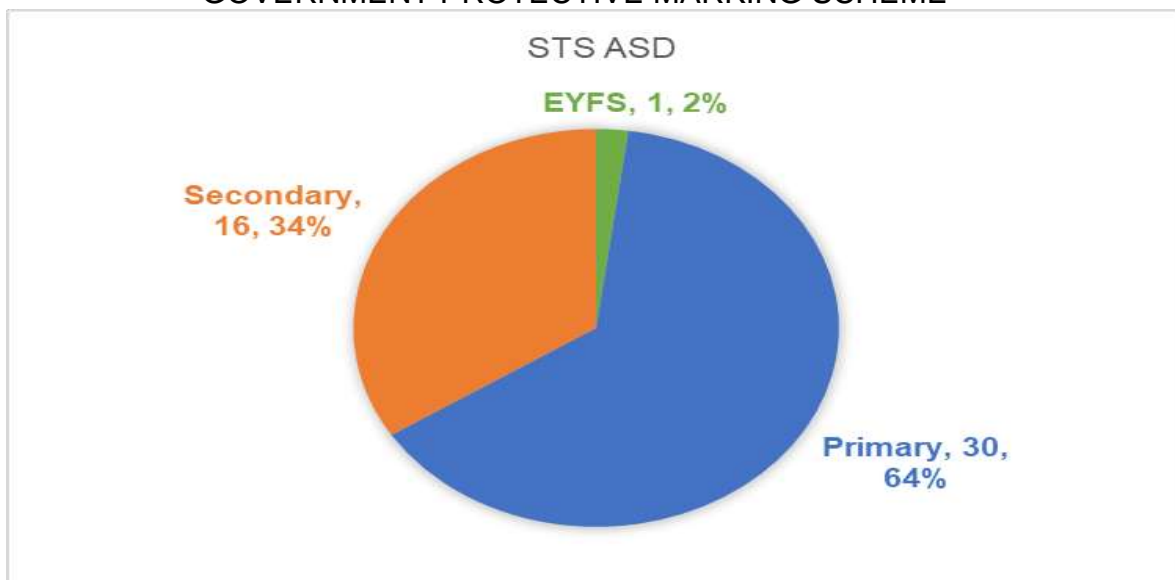
### Specialist Teaching Service – ASD Specialism

There have been 47 new referrals allocated to the Specialist Teaching Service – ASD specialism for assessments.

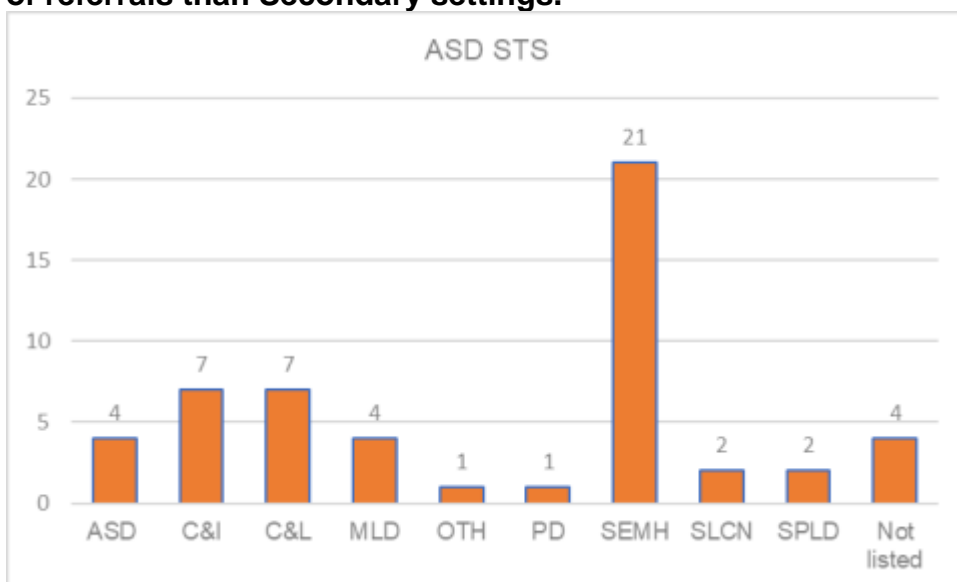


The above chart shows the SEND Status of the children and young people who have been allocated a specialist teaching service assessment – ASD specialist by RSP. The chart clearly shows the largest number of referrals is from those CYPs with a SEN Support plan in place

## GOVERNMENT PROTECTIVE MARKING SCHEME



The chart above shows the education setting the CYPs are placed within when the referral was received. The chart clearly indicates the largest number of referrals has been received from primary school settings. This is almost double the number of referrals than Secondary settings.

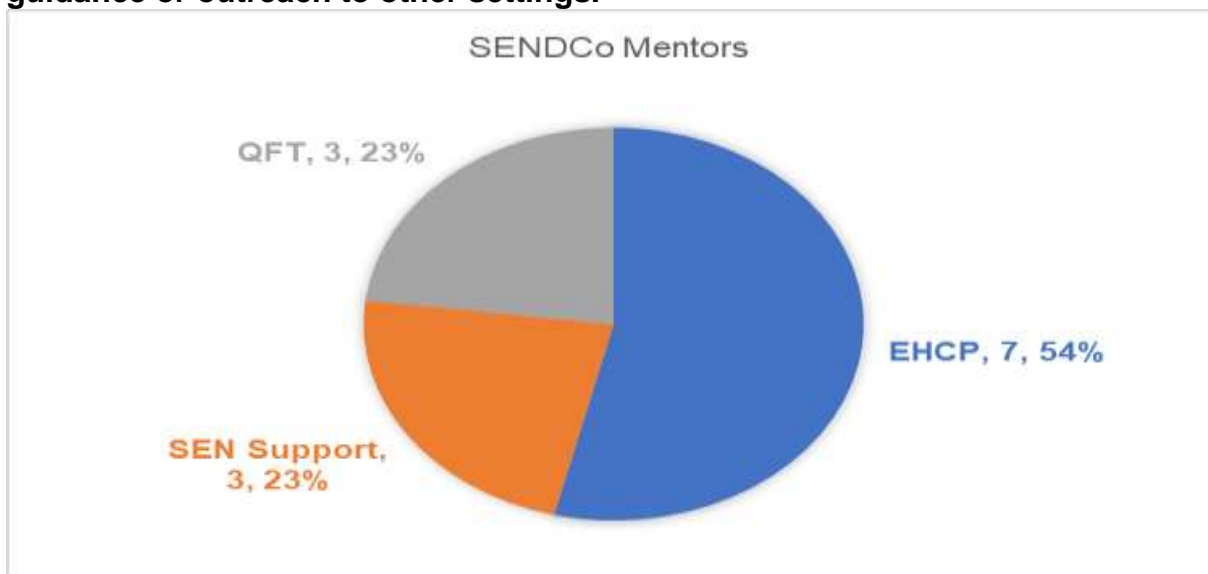


The chart above shows the SEND Primary need of the CYPs at the time of referral as indicated by settings. The largest number of referrals received has been for those people with a SEMH as their primary need, this could indicate they although the presenting need to SEMH this may well be ASD related.

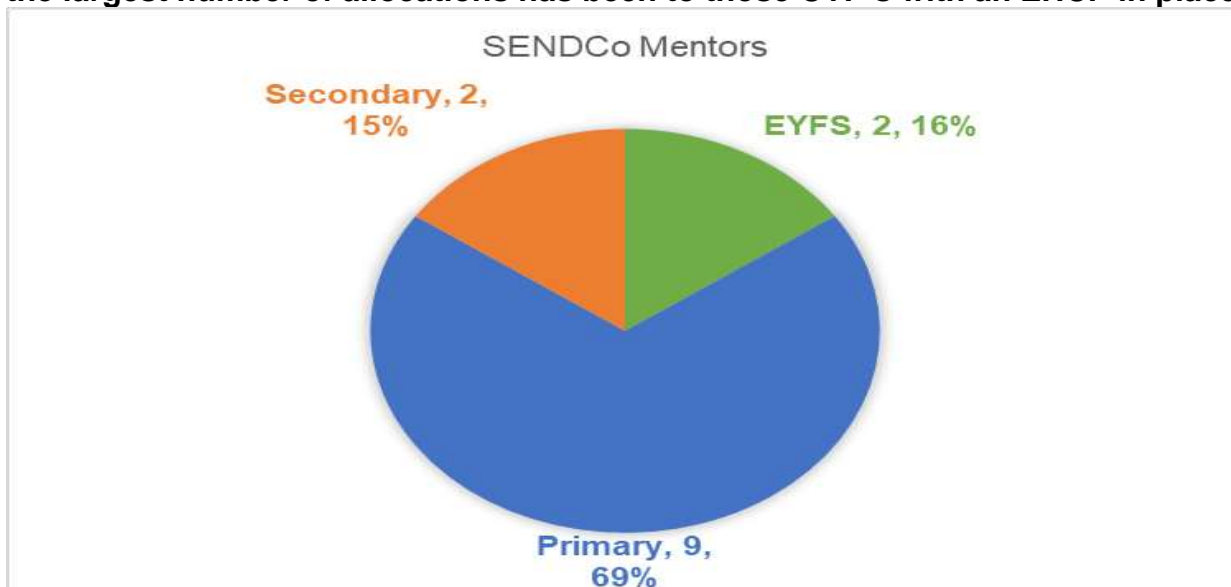
## GOVERNMENT PROTECTIVE MARKING SCHEME

### SENDCo Mentors – Advice, Guidance and Outreach

There have been 13 cases allocated to SENDCo Mentors via RSP to provide advice, guidance or outreach to other settings.



The above chart shows the SEND Status of the CYPs who RSP have allocated a SENDCo Mentor to provide advice, guidance or outreach. The chart clearly shows the largest number of allocations has been to those CYP's with an EHCP in place.



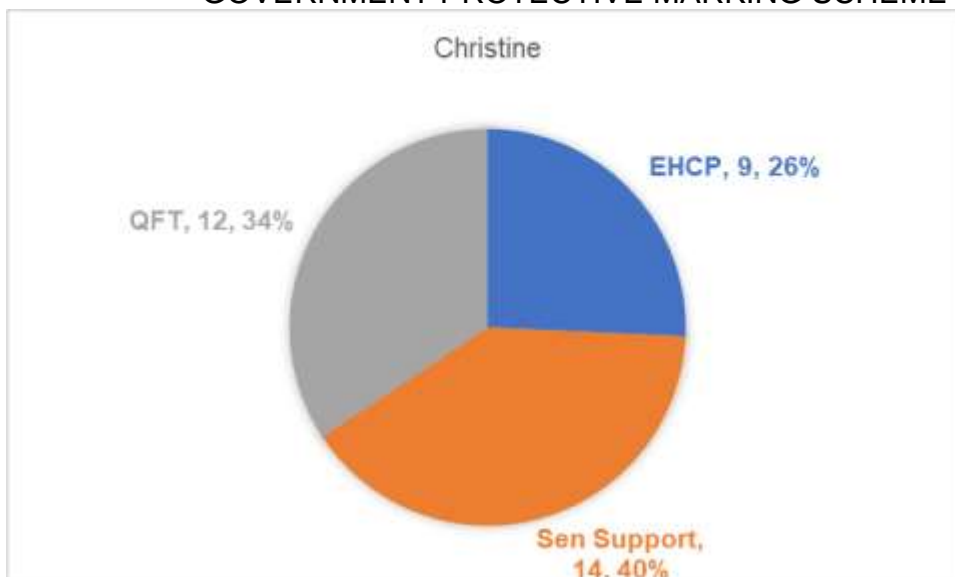
The chart above shows the education setting the CYPs are placed within when the referral was received. The chart clearly indicates the largest number of cases allocated to SENDCo Mentors have been within primary settings.

### Educational Psychologist Assessments

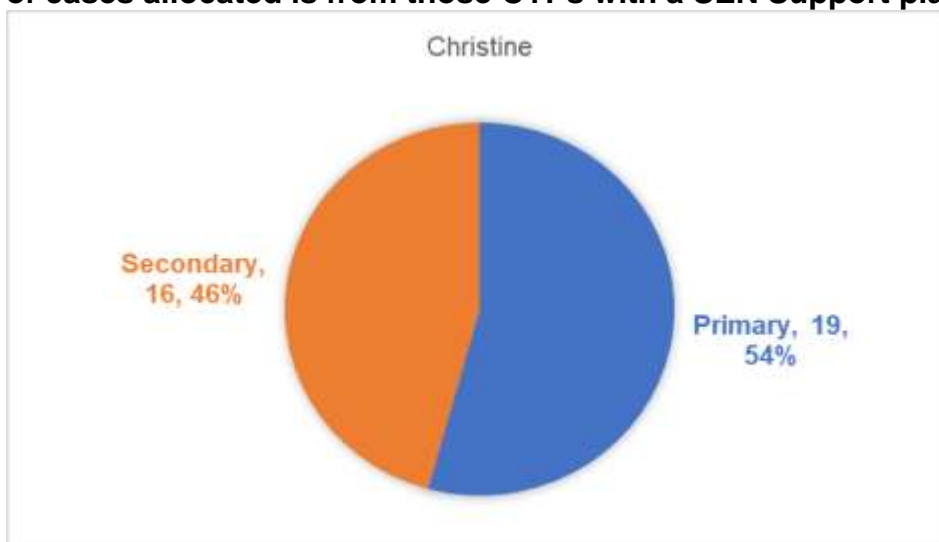
Of the new referrals received into RSP, 56 cases from the new referrals have been allocated an Educational Psychologist Assessment (EP).

Christine – SEMH Specialism. From the new referrals Christine has been allocated 35 CYPs to look at a wider work around the young person and family approach.

## GOVERNMENT PROTECTIVE MARKING SCHEME



The above chart shows the SEND Status of the CYP's who have been allocated support from Christine from into RSP. The chart clearly shows the largest number of cases allocated is from those CYPs with a SEN Support plan in place.

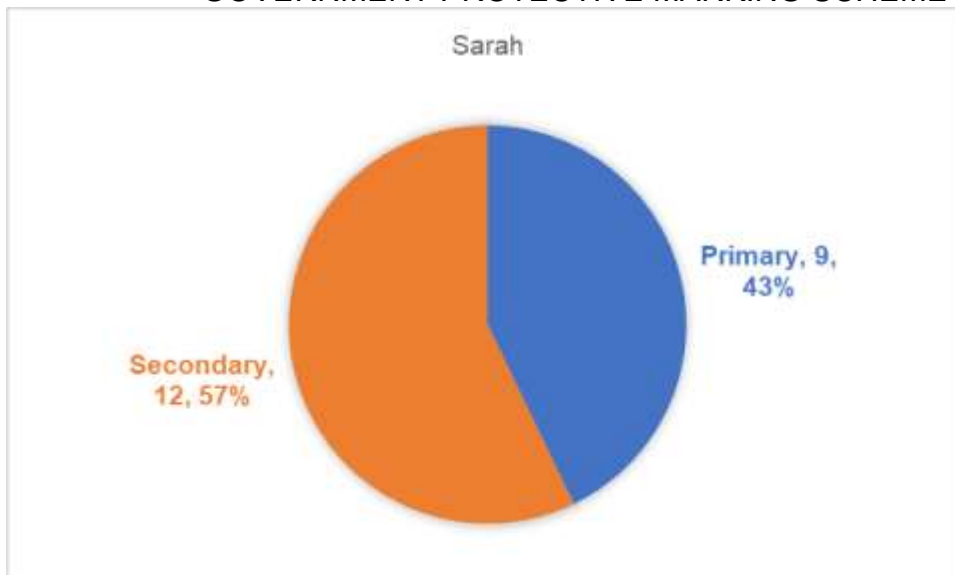


The chart above shows the education setting the CYPs are placed within when the referral was received. The chart clearly indicates the largest number of cases allocated has been for those within primary school settings. This may be due to the transition cases (Y6/7) being of high priority.

**Sarah – Statutory Assessments.** From the new referrals allocated Sarah was allocated 21 cases to assess.

The above chart shows the SEND Status of the CYPs who have been allocated an EP assessment by RSP. The chart clearly shows the largest number of allocations is for CYPs with an EHCP where an up to date EP assessment is needed.

## GOVERNMENT PROTECTIVE MARKING SCHEME



The chart above shows the education setting the CYPs are placed within when the referral was received. The chart clearly indicates the largest number of cases allocated to Sarah Volkmann for an up to date EP assessment are from secondary school settings.

### 2.0 Summary of high needs funding allocation up to March 2020 (due to staff not being able to go into schools to confirm the allocation of HNF)

From the new referrals only received into RSP, 56 requests for High Needs funding have been approved by the panel.

Panel have allocated £305,000 per annum additional funding to settings. This figure is based on the ranges allocated by panel and does not consider any high needs funding which was already in place for the CYP prior to panel. The actual monies paid September to the end of March £43,752.00. Some funding has only been awarded for a limited amount of time to support the child or young person and is subject to review.

For example, if a case discussed at panel was allocated range 4.2. This would be £6000 per annum high needs funding; however, the child may have already been a range 4.1, therefore this would only mean an additional £3000 per annum in addition to what we already pay.

If funding was only allocated from 01/01/2020 this would not be an additional £3000 for this financial year but £750.

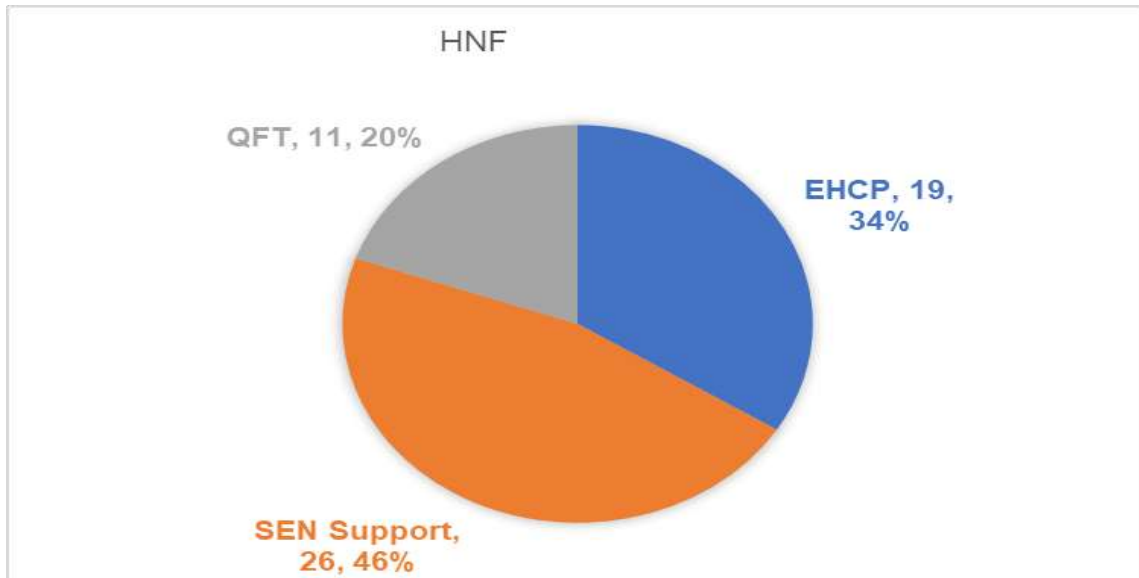
The monies payable is worked out as follows: -

Range 4.1 Jan to March = £750

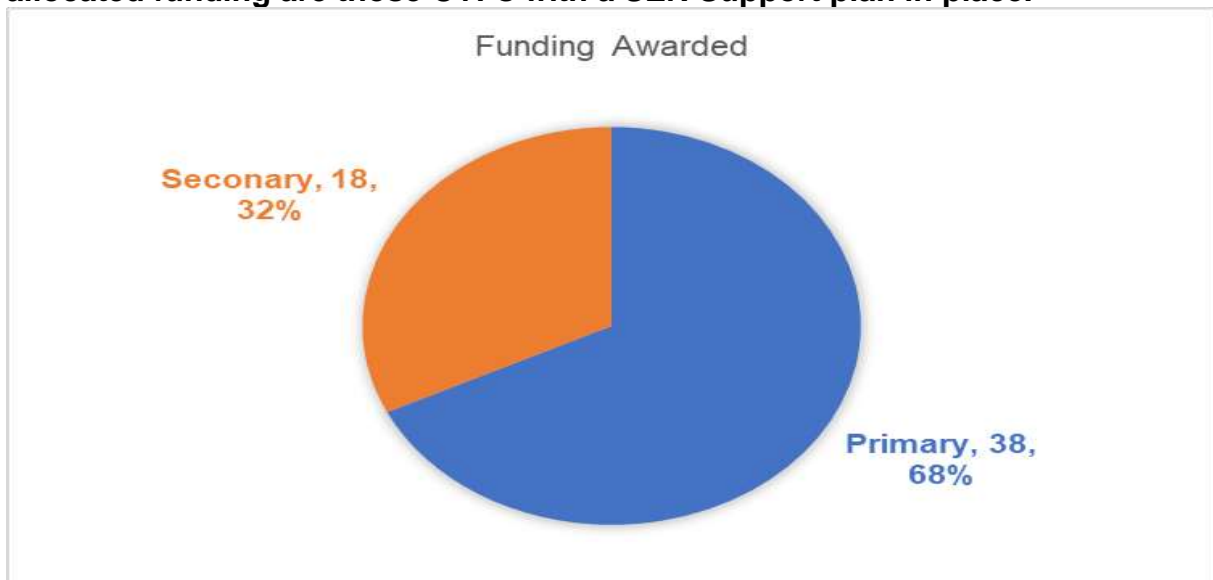
Range 4.2 Jan to March = £1500

Therefore, difference is £750 – Therefore this is the additional monies payable.

## GOVERNMENT PROTECTIVE MARKING SCHEME



The above chart shows the SEND Status of the CYP's who have been allocated high needs funding by RSP. The chart clearly shows the largest number of cases allocated funding are those CYPs with a SEN Support plan in place.



The chart above shows the education setting the CYPs are placed within when request for funding was approved. The chart clearly indicates the largest number of requests approved was to primary school settings.

### SEND Ranges Allocated

RSP have not allocated bespoke amounts of funding, they have allocated a SEND range of need to the CYP's in order to be equitable to all school settings and pupils.

## GOVERNMENT PROTECTIVE MARKING SCHEME



The chart above shows the numbers of SEND Ranges allocated via RSP. The numbers show that RSP have allocated more SEND Range 4.1 than any others.

Increase in range	Total Awarded
3 to 4.1	4
3 to 4.2	2
3 to 5	1
4.1 to 4.2	8
4.1 to 5	4
4.2 to 5	4
No range to 4.1	27
No range to 4.2	5
No range to 5	1

The table above shows of the SEND Ranges allocated via RSP and the SEND range the CYPs needs fell within prior to the high needs funding allocation.

### 3.0 Conclusions/recommendations

Updates on high need funding allocations will be provided to school LA AD for education on a monthly basis.

Funding allocations will be updated once LA staff are able to go into schools to assess and allocate further funding.

A survey will be sent to panel members to gain feedback on the effectiveness of the panel and any recommendations for change by July 2020

Resource and support panel processes will be reviewed in July 2020 by panel members to ensure it is fit for purpose by reflecting on the survey results.

A further report has been analysed which shows the impact of RSP on the reduction of FTEX and PEX for children and young people with SENK and EHCP's.

The panel will be held virtually moving forwards.

## GOVERNMENT PROTECTIVE MARKING SCHEME

### **4.0 Further information sources.**

Report on the impact of RSP actions on PEX and FTEX.

Resource and support panel data capture and funding allocations.